



# ContactMate eLead

---

CONTACT INFORMATION ELECTRONICALLY

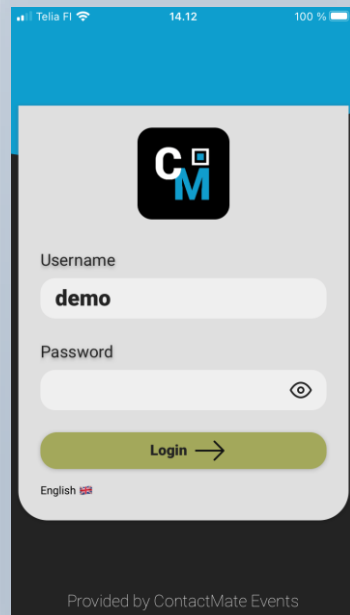


# User Guide **ContactMate eLead**

## Screenshots iOS device

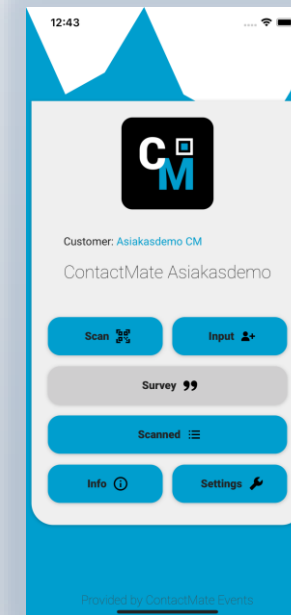
### SIGN IN

Enter your username and password, select log in and, if necessary, select an event if several different events at the same time



### MAIN MENU

From the main view, you can scan, enter data manually, go to settings and info. After scanning or entering, the Survey is activated in green. Use the Scanned button to access previous scans. You can also see scanned visitor data and modify those.

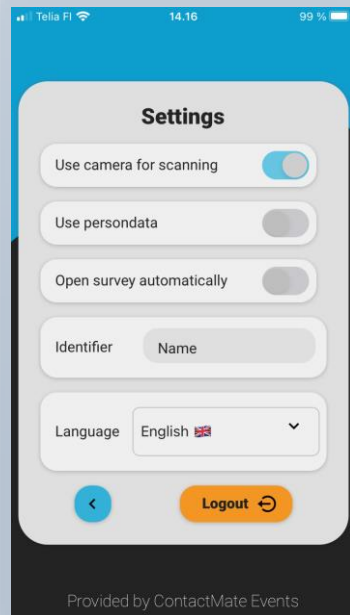


# User Guide **ContactMate eLead**

## Screenshots iOS device

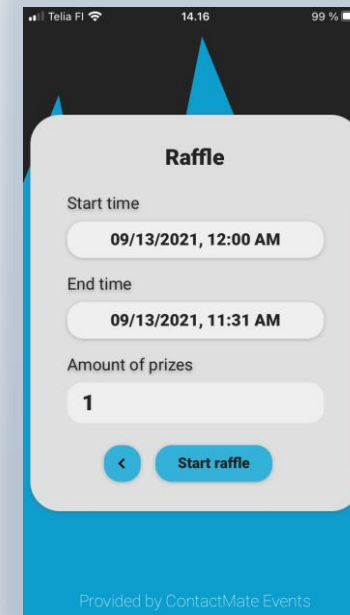
### SETTINGS

You can activate the camera, after scanning the personal information screen, enter, for example, your name in the place of the identifier and activate the query opening.



### RAFFLE

You can draw lots for visitors in the selected time period.

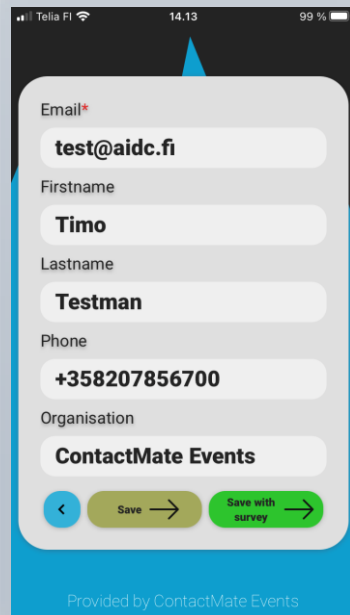


# User Guide **ContactMate eLead**

## Screenshots iOS device

### MANUAL CONTACT INPUT

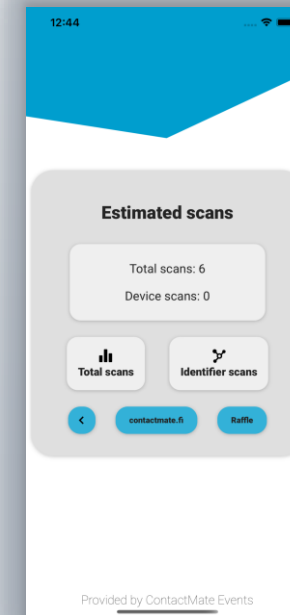
You can tap contacts, save or go to the Survey



The screenshot shows a contact input form on an iOS device. The form fields are: Email\* (test@aidc.fi), Firstname (Timo), Lastname (Testman), Phone (+358207856700), and Organisation (ContactMate Events). At the bottom, there are three buttons: a back arrow, a 'Save' button with a right arrow, and a 'Save with survey' button with a right arrow. The status bar at the top shows 'Telia FI', signal strength, Wi-Fi, time '14:13', and battery '99%'.

### INFO

You can look estimated scans, open contactmate.fi and make a raffle



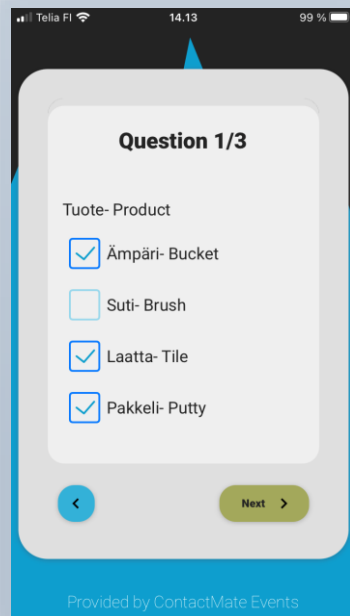
The screenshot shows the 'Estimated scans' screen on an iOS device. It displays 'Total scans: 6' and 'Device scans: 0'. Below this are two buttons: 'Total scans' with a bar chart icon and 'Identifier scans' with a person icon. At the bottom, there are three buttons: a back arrow, 'contactmate.fi', and 'Raffle'. The status bar at the top shows the time '12:44' and battery level. The footer text reads 'Provided by ContactMate Events'.

# User Guide **ContactMate eLead**

Screenshots iOS device

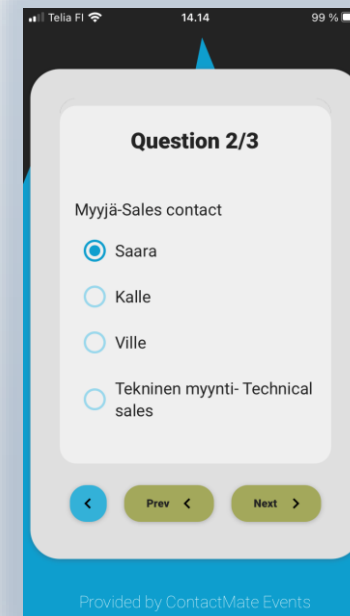
## SURVEY MULTIPLE CHOICE

You can choose right choises



## SURVEY ONE CHOICE

You can choose one of the choises

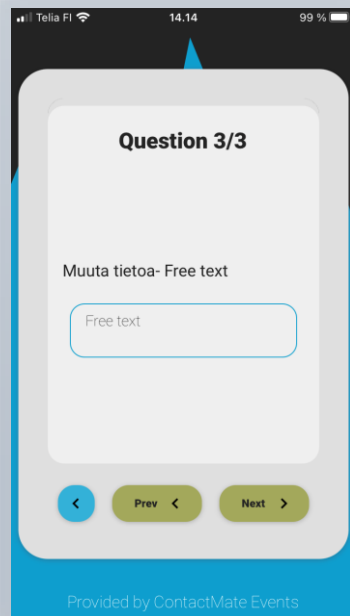


# User Guide **ContactMate eLead**

## Screenshots iOS device

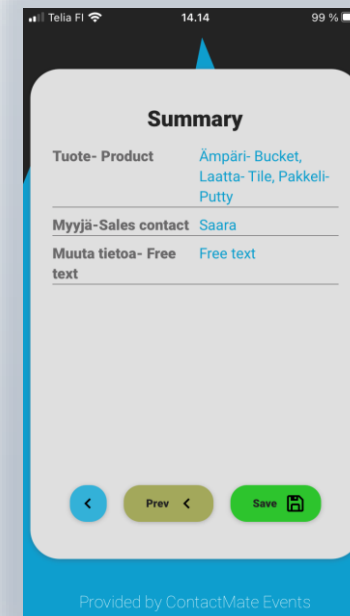
### SURVEY FREE TEXT


You can enter free text and numbers



### SURVEY SUMMARY

You will see a summary, save or return to correct





Provided by ContactMate Events

[support@aidc.fi](mailto:support@aidc.fi) +358 207 856 706

[ContactMate Events](#)